

Scaled data based on original data using
LM-79-2019 Approved Method: Electrical and Photometric Measurements of Solid-
State Lighting Products

Test Report Prepared for

Cooper Lighting Solutions

Brand: McGRAW-EDISON

Report Number: P630059

Luminaire Tested: GWS-SA1C-830-U-SL3-W-GRSWH

Issue Date: 1/10/2023

Test Information

Test Method: LM-79-2019
Report Number: P630059
TEST IS SCALED FROM IESNA LM-79-08 TEST DATA (G2-2209-782-33)
Test Lab: COOPER LIGHTING SOLUTIONS
Issue Date: 1/10/2023
Manufacturer: COOPER LIGHTING SOLUTIONS
Product Line: McGRAW-EDISON
Catalog Number: GWS-SA1C-830-U-SL3-W-GRSWH
Description: GALLEON WALL SLIM LUMINAIRE. (1) LIGHTSQUARES WITH 16 LEDS EACH AND TYPE III SPILL LIGHT ELIMINATOR OPTICS W/ FACTORY INSTALLED GLARE SHIELD, WH
Light Source: (16) 3000K CCT, 80 CRI LEDS
Ballast/Driver: -

Summary

Lumens per Lamp: N/A
Luminaire Lumens: 3197.6 lumens
Efficiency: N/A
Efficacy: 93.8 lumens/watt
Luminous Opening: Rectangular (W 0.5' x L: 0.5' x H: 0')
IES Classification: Type II - Short
BUG Rating: B1 - U0 - G1

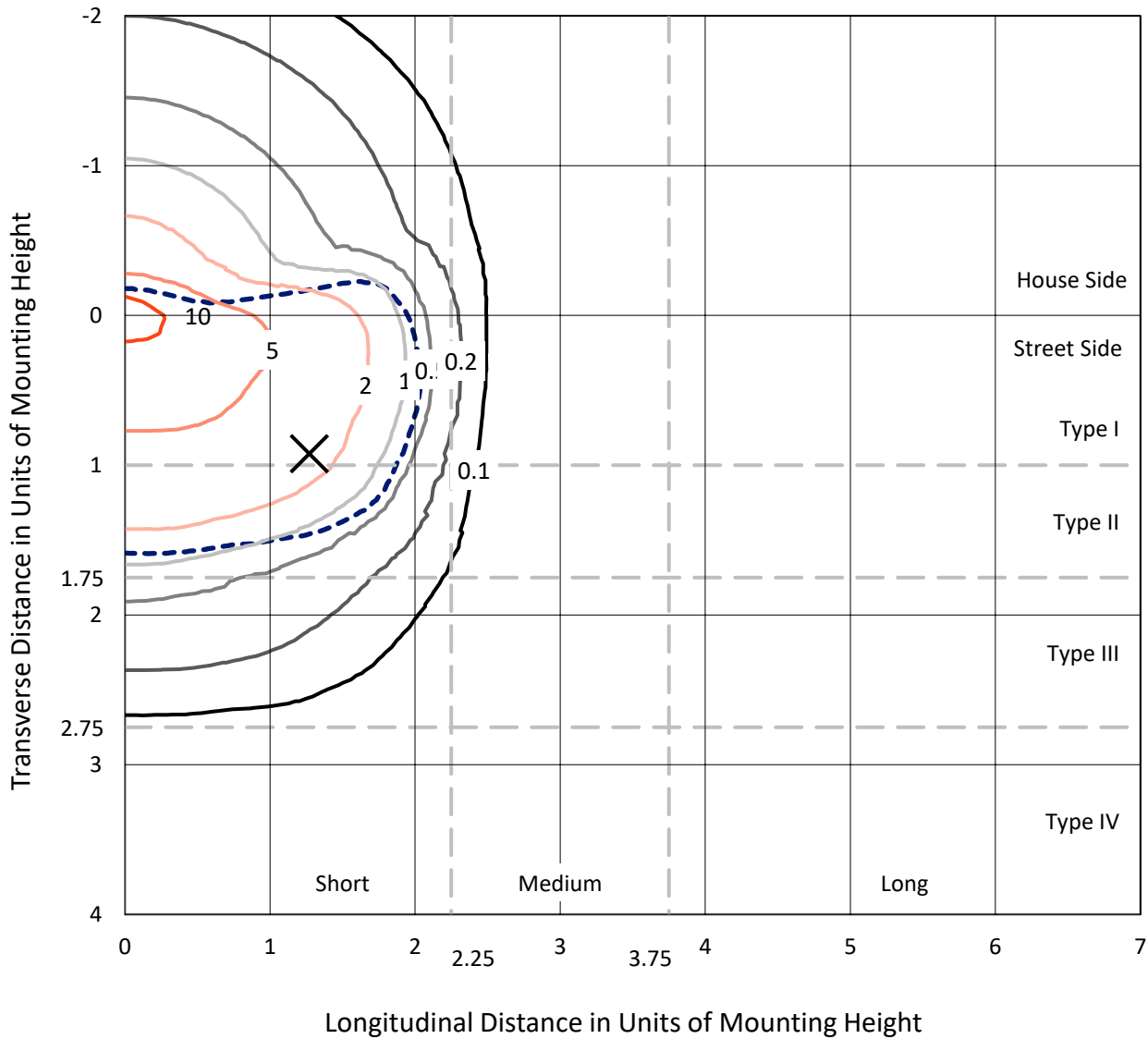
Input Watts (W): 34.1
Input Voltage (V): 120
Input Current (Ain): NR
Voltage Rise (V): NR
Power Factor: NR
Total Harmonic Distortion (THDi): NR
Frequency (hertz): 0
Stabilization Time: NR
Operation Time: NR
Ambient Temperature (°C): NR
Test Distance: 28.75 FT



REPORT NUMBER: P630059
 CATALOG NUMBER: GWS-SA1C-830-U-SL3-W-GRSWH

Iso-Footcandle Lines of Horizontal Illumination

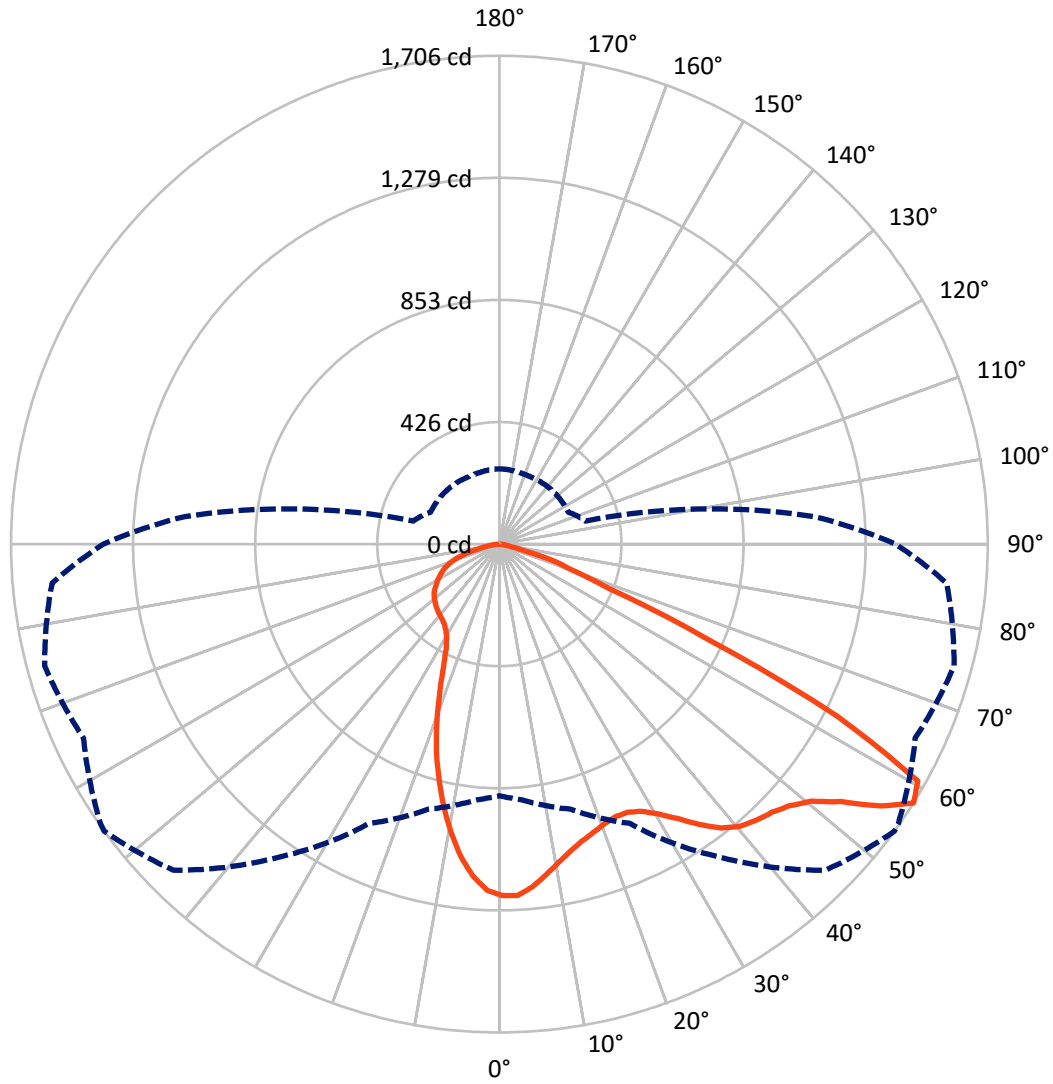
✕ Max cd
 - - - 1/2 Max cd



Based on 10 foot mounting height. Maximum calculated value = 12.3 fc
 Type II - Short - N/A

REPORT NUMBER: P630059
CATALOG NUMBER: GWS-SA1C-830-U-SL3-W-GRSWH

Luminous Intensity Polar Plot



— Vertical Plane Through 54-Deg Lateral - - - Horizontal Cone Through 57.5-Deg Vertical

REPORT NUMBER: P630059

CATALOG NUMBER: GWS-SA1C-830-U-SL3-W-GRSWH

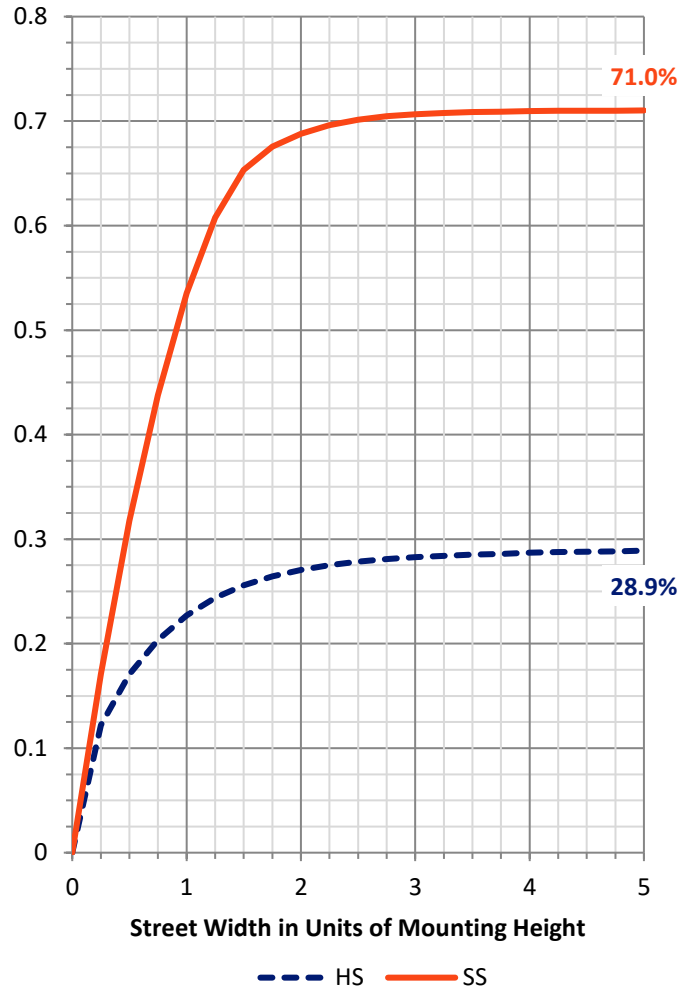
FLUX DISTRIBUTION:

		Downward	Upward	Total
House Side	Lumens	929.6	0.0	929.6
	% Fixture	29.1	0.0	29.1
Street Side	Lumens	2268.0	0.0	2268.0
	% Fixture	70.9	0.0	70.9
Total	Lumens	3197.6	0.0	3197.6
	% Fixture	100.0	0.0	100.0

ZONAL LUMENS:

Zone	Lumens	% Fixture
0°-10°	107.9	3.4
10°-20°	257.5	8.1
20°-30°	356.3	11.1
30°-40°	495.1	15.5
40°-50°	653.9	20.4
50°-60°	777.0	24.3
60°-70°	430.5	13.5
70°-80°	107.2	3.4
80°-90°	12.2	0.4
90°-100°	0.0	0.0
100°-110°	0.0	0.0
110°-120°	0.0	0.0
120°-130°	0.0	0.0
130°-140°	0.0	0.0
140°-150°	0.0	0.0
150°-160°	0.0	0.0
160°-170°	0.0	0.0
170°-180°	0.0	0.0
0°-90°	3197.6	100.0
0°-180°	3197.6	100.0

Coefficient of Utilization



REPORT NUMBER: P630059

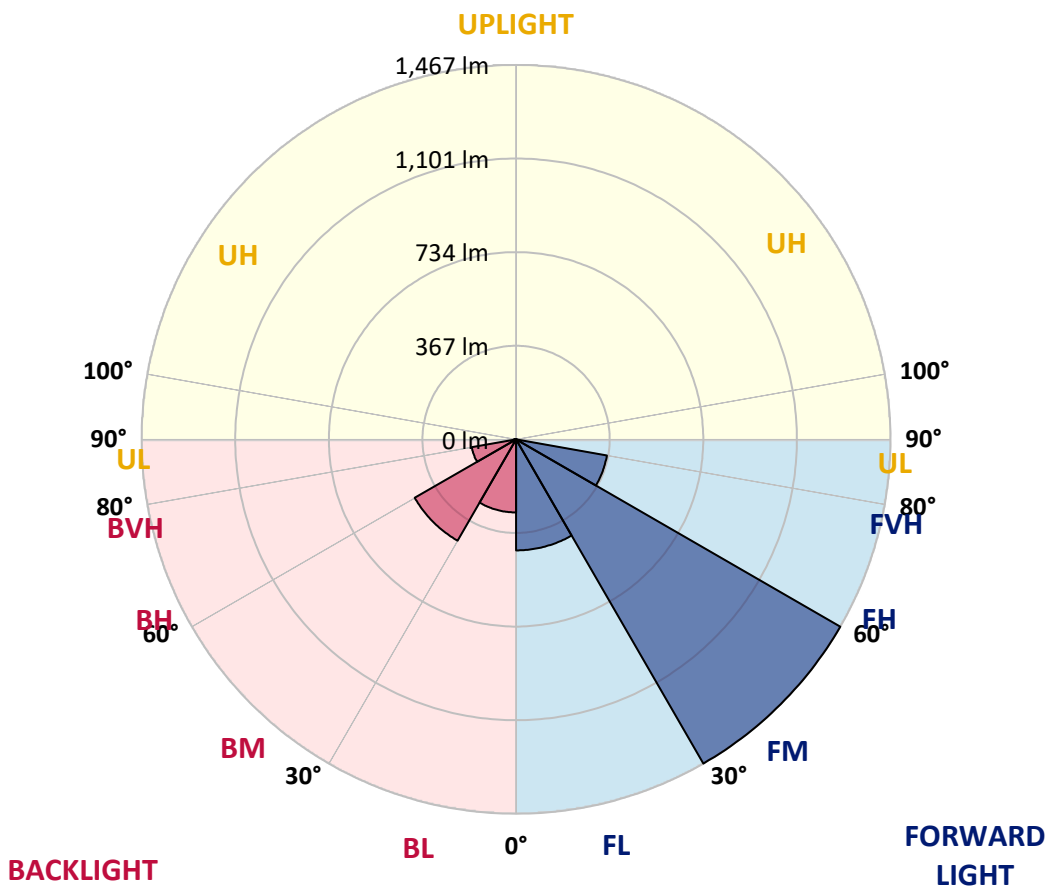
CATALOG NUMBER: GWS-SA1C-830-U-SL3-W-GRSWH

LUMINAIRE CLASSIFICATION SYSTEM LUMEN TABLE AND BUG RATING:

Zone	Lumens	% Fixture	Zone Rating/Lumen Limit		
			B	U	G
FL (0°-30°)	435.2	13.6			
FM (30°-60°)	1467.4	45.9			
FH (60°-80°)	361.5	11.3			G0/660
FVH (80°-90°)	3.8	0.1			G0/10
BL (0°-30°)	286.5	9.0	B1/500		
BM (30°-60°)	458.6	14.3	B1/1000		
BH (60°-80°)	176.2	5.5	B1/500		G1/500
BVH (80°-90°)	8.4	0.3			G0/10
UL (90°-100°)	0.0	0.0		U0/0	
UH (100°-180°)	0.0	0.0		U0/0	

BUG Rating: B1-U0-G1

Type II Short





REPORT NUMBER: P630059

CATALOG NUMBER: GWS-SA1C-830-U-SL3-W-GRSWH

CANDELA DISTRIBUTION (FULL):

	0°	5°	15°	25°	35°	45°	54°	55°	65°	75°	85°
0°	1227.6	1227.6	1227.6	1227.6	1227.6	1227.6	1227.6	1227.6	1227.6	1227.6	1227.6
2.5°	1204.6	1207.1	1208.7	1214.5	1219.4	1223.8	1228.5	1228.5	1228.2	1227.4	1225.7
5°	1157.0	1159.7	1163.6	1171.5	1182.2	1189.9	1202.4	1203.5	1209.0	1211.2	1210.1
7.5°	1101.7	1102.5	1107.5	1117.9	1134.8	1148.5	1166.6	1168.8	1181.9	1189.6	1188.2
10°	1041.2	1038.5	1047.3	1062.6	1084.7	1107.7	1131.0	1132.9	1154.0	1168.5	1167.4
12.5°	985.9	986.2	995.0	1013.6	1041.2	1069.7	1100.9	1105.3	1131.3	1149.9	1148.0
15°	939.7	940.8	951.4	972.5	1004.0	1037.9	1076.8	1080.9	1113.8	1138.4	1132.9
17.5°	902.7	903.8	913.1	937.2	970.9	1011.9	1059.3	1063.4	1104.2	1133.5	1122.2
20°	877.3	876.7	885.8	908.7	943.5	988.1	1044.0	1050.0	1101.2	1135.4	1115.1
22.5°	866.9	866.6	873.2	892.1	924.6	969.8	1034.7	1042.9	1104.5	1143.9	1110.8
25°	872.1	871.0	876.7	890.7	916.7	962.7	1037.4	1046.2	1118.4	1161.4	1111.6
27.5°	888.2	886.9	891.8	904.4	924.1	970.1	1056.6	1066.7	1148.0	1193.4	1122.5
30°	912.9	912.0	917.0	929.0	946.2	994.7	1093.2	1104.7	1193.7	1243.2	1146.3
32.5°	941.6	940.2	949.0	962.9	982.9	1039.6	1142.5	1157.6	1247.9	1307.3	1186.3
35°	973.9	972.8	984.8	1005.1	1033.8	1102.0	1202.2	1218.6	1303.2	1379.8	1239.4
37.5°	1005.4	1005.4	1028.6	1058.7	1094.9	1169.9	1258.3	1268.7	1341.5	1444.1	1296.3
40°	1033.3	1034.9	1070.0	1115.1	1161.1	1231.2	1295.2	1304.0	1358.5	1488.5	1345.9
42.5°	1064.2	1065.6	1106.4	1165.5	1220.2	1280.7	1317.7	1322.1	1361.8	1510.7	1380.9
45°	1088.9	1090.8	1141.4	1204.6	1271.7	1318.0	1335.5	1339.3	1366.4	1522.7	1406.4
47.5°	1101.7	1104.5	1162.5	1236.1	1306.5	1351.4	1364.8	1366.4	1385.6	1543.8	1437.0
50°	1099.5	1105.0	1170.4	1251.7	1332.2	1385.0	1411.8	1414.6	1424.7	1574.7	1472.9
52.5°	1119.0	1121.4	1187.4	1270.3	1368.9	1447.2	1493.7	1497.5	1492.9	1598.0	1494.2
55°	1086.7	1098.4	1166.3	1267.6	1424.7	1543.2	1614.9	1613.0	1554.7	1624.0	1529.8
57.5°	878.9	896.2	958.3	1076.0	1332.7	1610.6	1705.5	1700.9	1602.6	1644.0	1568.4
60°	608.5	611.2	667.3	750.8	1028.6	1422.8	1679.0	1689.1	1611.4	1618.8	1497.0
62.5°	486.7	485.9	491.1	493.2	654.2	1000.2	1325.3	1362.3	1338.8	1261.3	1060.9
65°	415.5	418.5	433.8	425.9	427.0	563.3	791.9	797.1	780.6	752.7	561.1
67.5°	325.2	330.4	357.5	388.4	378.6	362.7	410.9	408.4	321.9	249.1	205.8
70°	203.6	206.9	235.9	304.9	329.6	297.8	264.1	263.0	172.4	141.8	155.5
72.5°	118.8	119.3	127.6	170.0	218.7	203.6	194.3	187.2	110.9	113.0	124.0
75°	65.4	65.4	65.1	73.4	86.2	76.4	73.9	72.0	74.2	84.0	92.2
77.5°	13.7	14.0	14.8	19.4	25.2	30.7	38.6	38.9	48.4	56.1	62.7
80°	6.3	6.6	8.2	10.4	13.4	17.8	23.5	23.8	29.3	35.3	39.7
82.5°	3.3	3.6	4.4	5.5	7.1	9.3	13.1	13.1	17.5	20.8	23.5
85°	1.1	1.1	1.6	2.2	3.0	3.8	5.2	5.2	7.7	10.1	11.8
87.5°	0.0	0.0	0.0	0.0	0.3	0.5	1.1	1.1	1.4	1.6	2.7
90°	0.0	0.0	0.0	0.0	0.0	0.0	0.0	0.0	0.0	0.0	0.0



REPORT NUMBER: P630059

CATALOG NUMBER: GWS-SA1C-830-U-SL3-W-GRSWH

CANDELA DISTRIBUTION (continued):

	90°	95°	105°	115°	125°	135°	145°	155°	165°	175°	180°
0°	1227.6	1227.6	1227.6	1227.6	1227.6	1227.6	1227.6	1227.6	1227.6	1227.6	1227.6
2.5°	1222.2	1213.7	1213.9	1215.6	1210.4	1202.4	1197.2	1190.7	1186.6	1185.8	1188.8
5°	1204.6	1194.8	1187.9	1180.8	1166.0	1148.5	1134.8	1123.6	1116.2	1113.5	1110.2
7.5°	1180.6	1167.7	1150.4	1130.5	1103.6	1072.4	1050.5	1030.0	1015.8	1011.7	1009.8
10°	1156.5	1137.9	1107.2	1070.0	1025.4	983.2	943.5	913.1	889.0	875.4	879.7
12.5°	1131.6	1108.6	1060.7	1003.5	941.3	877.8	825.8	775.4	736.6	717.1	711.4
15°	1109.7	1078.5	1011.7	934.2	851.5	771.6	696.3	620.8	571.5	544.7	537.3
17.5°	1091.0	1050.5	959.9	863.6	764.8	650.9	558.4	488.3	454.6	439.9	438.8
20°	1072.7	1023.2	908.7	787.5	664.6	537.0	454.4	421.5	409.5	404.3	404.0
22.5°	1056.3	994.4	854.8	711.4	565.0	451.4	405.9	391.7	388.4	388.4	387.9
25°	1042.3	965.7	799.5	630.6	474.9	401.8	380.7	374.7	376.1	378.6	378.8
27.5°	1036.6	943.2	746.2	547.7	412.8	373.1	363.5	362.7	366.5	370.3	370.9
30°	1042.6	927.9	691.4	468.3	375.5	355.6	351.2	352.8	357.5	361.3	361.3
32.5°	1061.2	920.2	635.6	410.3	353.9	343.2	341.9	343.5	347.1	349.3	349.5
35°	1092.7	923.3	577.8	371.2	340.0	334.2	333.9	335.0	336.4	337.8	338.0
37.5°	1132.4	936.7	516.0	348.4	330.9	327.6	327.1	326.8	327.1	327.1	327.4
40°	1171.2	956.9	460.7	335.0	324.6	321.9	320.5	318.6	318.3	317.8	317.5
42.5°	1200.0	972.5	416.6	325.5	318.9	315.6	314.0	310.9	310.7	310.4	310.1
45°	1221.6	985.7	379.9	316.1	312.9	309.9	306.3	303.6	304.1	304.6	304.6
47.5°	1246.0	997.2	353.1	307.4	305.5	302.5	298.1	296.2	298.1	300.0	300.0
50°	1275.5	1013.3	331.2	298.6	297.8	294.2	290.4	289.6	291.8	294.5	294.5
52.5°	1297.2	1027.3	315.6	289.9	289.9	285.2	281.9	281.7	284.1	286.9	287.1
55°	1337.7	1059.8	310.1	279.7	278.6	275.1	272.6	270.7	273.7	276.2	276.2
57.5°	1383.4	1103.1	311.5	265.2	263.9	262.8	260.9	258.7	259.5	262.2	262.5
60°	1286.5	1019.3	296.4	250.7	249.9	249.4	246.9	243.1	244.2	246.3	246.6
62.5°	898.6	677.5	239.8	232.7	235.4	235.1	231.8	227.5	227.7	230.7	230.7
65°	466.4	366.5	210.5	216.2	220.3	218.7	213.2	209.4	208.8	212.7	211.9
67.5°	201.2	200.1	191.6	199.0	203.4	199.8	194.1	187.8	188.3	189.7	188.6
70°	162.0	167.0	170.5	178.5	182.0	175.5	169.2	165.6	162.6	162.3	160.4
72.5°	129.5	136.3	144.3	152.5	153.6	147.0	139.0	135.8	131.1	130.8	128.9
75°	97.4	103.2	109.5	116.1	116.1	109.8	104.6	102.9	97.4	95.8	94.2
77.5°	66.5	70.1	75.0	76.6	78.3	75.8	70.6	67.9	61.6	59.9	57.8
80°	41.9	44.3	47.4	48.4	50.1	47.1	43.0	40.0	35.6	34.2	33.1
82.5°	25.2	26.8	28.7	29.3	30.7	28.5	24.6	22.4	20.0	18.9	18.1
85°	12.9	13.7	14.8	15.1	14.8	12.6	11.2	10.1	8.5	8.2	7.7
87.5°	3.3	3.8	4.1	3.8	3.6	2.7	1.9	1.4	0.5	0.5	0.3
90°	0.0	0.0	0.0	0.0	0.0	0.0	0.0	0.0	0.0	0.0	0.0

(END OF REPORT)